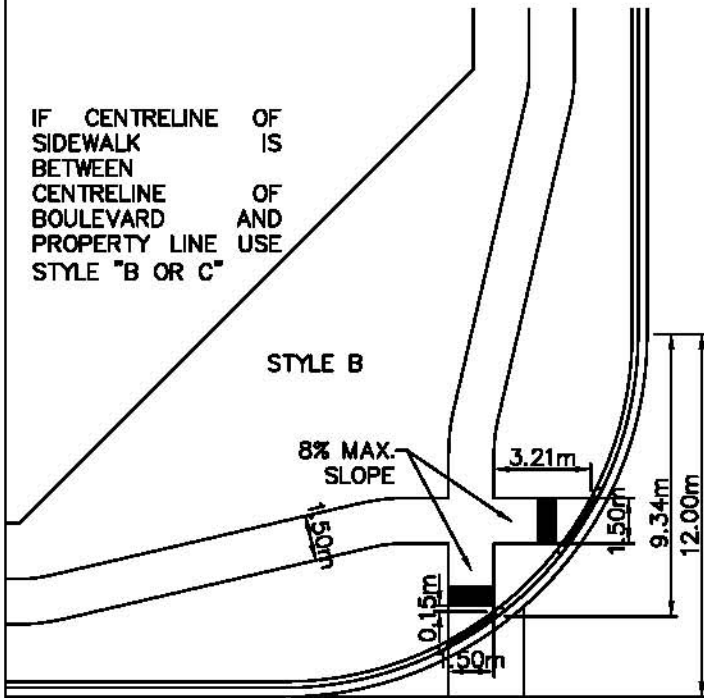


IF CENTRELINE OF SIDEWALK IS BETWEEN CENTRELINE OF BOULEVARD AND PROPERTY LINE USE STYLE "B OR C"

STYLE B

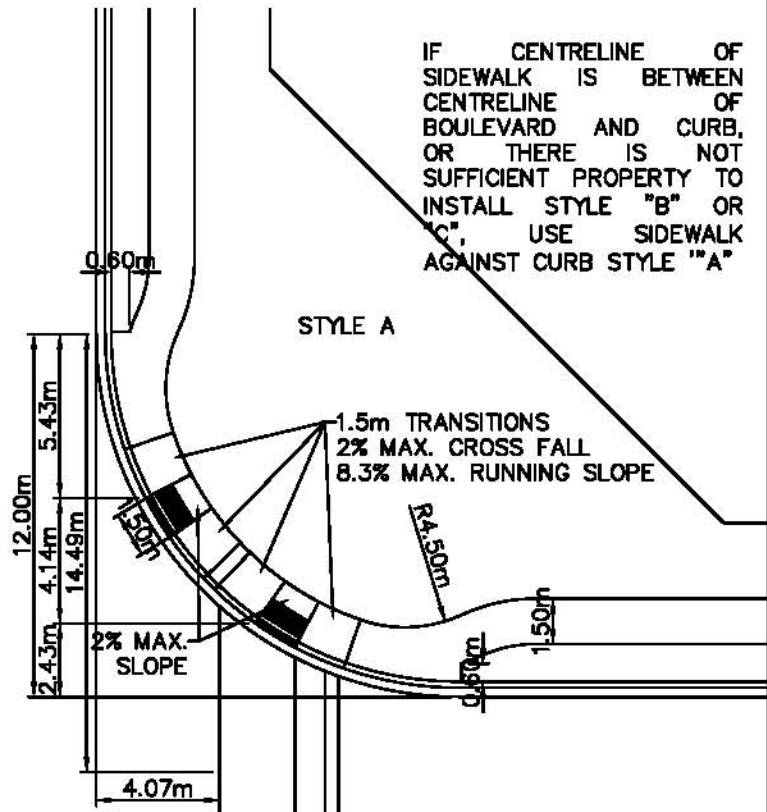
8% MAX. SLOPE



IF CENTRELINE OF SIDEWALK IS BETWEEN CENTRELINE OF BOULEVARD AND CURB, OR THERE IS NOT SUFFICIENT PROPERTY TO INSTALL STYLE "B" OR "C", USE SIDEWALK AGAINST CURB STYLE "A"

STYLE A

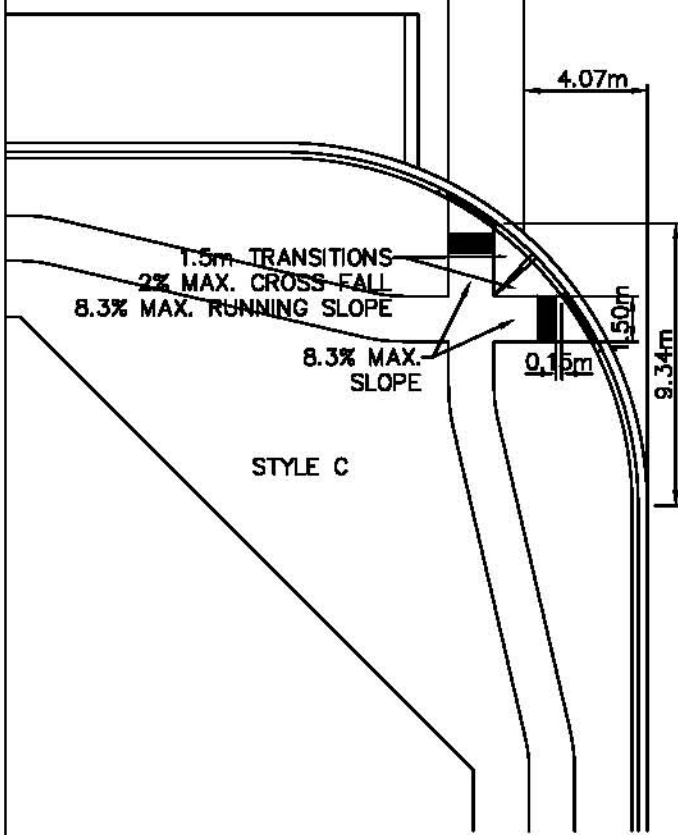
1.5m TRANSITIONS  
2% MAX. CROSS FALL  
8.3% MAX. RUNNING SLOPE



1.5m TRANSITIONS  
2% MAX. CROSS FALL  
8.3% MAX. RUNNING SLOPE

8.3% MAX. SLOPE

STYLE C



STYLE "A" (TYP.)

WHEN TRANSITIONING FROM SIDEWALK CLOSER TO CURB AND SIDEWALK AWAY FROM CURB, USE STYLE "A" SO RAMP SLOPES MEET AODA REQUIREMENTS

# SIDEWALK RAMP LOCATIONS - 12M RADIUS



DWG DATE: FEB 20, 2013

REVISION DATE:

DWG NO: 309